



MEDTOX Diagnostics, Inc. • 1238 Anthony Road
Burlington, NC 27215
Phone: 888-294-7681 • Fax: 651-286-6222
E-mail: sales@medtox.com

SURE-SCREEN® DIP DEVICE

The device detects one or more of the following drug classes at the following concentrations:

Amphetamine (AMP)	300 ng/ml
Benzodiazepines (BZO)	200 ng/ml
Cocaine (COC)	100 ng/ml
Opiates (OPI)	100 ng/ml
Cannabinoids (THC)	40 ng/ml
Phencyclidine (PCP)	25 ng/ml

Instructions for Use




1. Obtain urine specimen and pouched SURE-SCREEN® Dip device for drug screen testing.




2. Tear open foil pouch at notch above arrows. Be careful – avoid bending or tearing the yellow card inside the pouch.




3. Remove the SURE-SCREEN® Dip device from pouch.



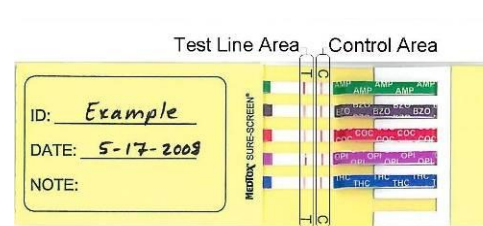
4. Open the flap and fold back to expose the fiber pads at ends of test strips. Note dotted line on each test strip.




5. Dip strips NO DEEPER than the dotted line at the base of the colored strips. Hold the ends of the test strips in the urine until the reddish-purple solution begins to run up all of the strips.



6. Remove Device from urine sample and lay flat. Read results at 5 minutes.



7. Fold at lower perforation to cover the wet ends of test strips. The device folder may be used to protect the strips to view the result. Write sample ID information in the ID box.



NEGATIVE:

Any reddish-purple line visible at 5 min. in the test area is a negative result (even a faint or broken line).


VALID:

A reddish-purple line appears in the “C” area for each test.

INVALID:

No control line “C” present. Retest urine with a new device.

Example above: BZO is invalid.



PRELIMINARY POSITIVE:

The absence of a line in the test area is a preliminary positive result.

Example above: the OPI (Opiates) test is a preliminary positive.

NOTE: Line intensity may vary. The presence of any line, whether faint or broken, is to be interpreted as a negative result.