

# MEDTOX<sup>®</sup>Scan Cleaning Cassette

**INTENDED USE:** The MEDTOXScan<sup>®</sup> Cleaning Cassette is solely intended to clean the color Contact Imaging Sensor (CIS) in the MEDTOXScan<sup>®</sup> Reader. The Cleaning Cassette should be used in conjunction with the MEDTOXScan<sup>®</sup> QC Test Devices as outlined below to confirm that the cleaning procedure has worked.

**CONTENTS:** One MEDTOXScan<sup>®</sup> Cleaning Cassette – Part Number 833076

LOT:  
EXP:

**PROCEDURE:**


*This procedure is appropriate if you get incorrect results running the QC Test devices or if the MEDTOXScan<sup>®</sup> Reader displays the “CONTAMINATED SENSOR” error message.*

**1) DISCONNECT** the MEDTOXScan<sup>®</sup> Reader from the power supply for cleaning.

**2)** Rinse the MEDTOXScan<sup>®</sup> Cleaning Cassette under running tap water. Apply one drop of mild liquid hand soap or detergent. Rinse **thoroughly** to remove any soap remnants.



**3)** Remove excess water by blotting on paper towels.



**4)** Place moist cleaning cassette in drawer. While holding down the **Eject** button, slowly move the drawer in and out 10 times.



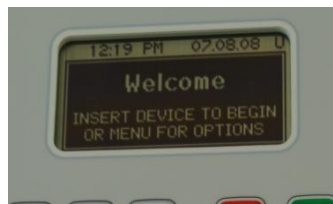
Use the “**tape tail**” attached to the cleaning cassette to pull the drawer out while holding down the **Eject** button.



**5)** If the cleaning pad is visibly discolored, remove the Cleaning Cassette from the Reader drawer. Repeat Steps 2 - 4.

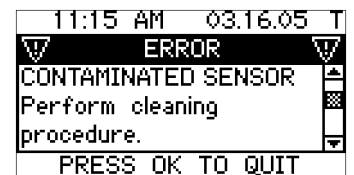
**6)** When finished cleaning the sensor, remove the Cleaning Cassette from the Reader drawer.

**7)** Re-connect power supply and power on the MEDTOXScan<sup>®</sup> Reader.



**8)** If the Welcome screen appears, then perform a QC Check using the MEDTOXScan<sup>®</sup> Positive and Negative QC Test Devices to confirm that the sensor is clean and the Reader is functioning properly.

**9)** If QC fails or if the “CONTAMINATED SENSOR” error message displays after the first cleaning procedure, repeat Steps 1 - 8.



**10)** If QC still fails or if the “CONTAMINATED SENSOR” error message displays after the cleaning procedure has been conducted twice, call Technical Support and do not report results from the Reader.

*For complete QC and troubleshooting procedure refer to the MEDTOXScan<sup>®</sup> User Manual or call Technical Support at 1-800-832-3244.*

**STORAGE:** Cleaning Cassettes are single use, disposable devices. Store at room temperature (18 - 25 °C or 64 - 77 °F) in unopened bag. Do not use past the expiration date.

**PRECAUTIONS:** **Do Not Use** the Cleaning Cassette if it appears damaged in any way. Contact Technical Support at 1-800-832-3244 for replacement.

**Only Use** water and mild liquid hand soap / detergent to clean the cassette.

**Do Not** use an over-saturated cassette in MEDTOXScan<sup>®</sup> Reader. Always blot off excess water before inserting in the Reader.

MEDTOX Diagnostics, Inc., 1238 Anthony Road, Burlington, North Carolina 27215  
[www.medtox.com](http://www.medtox.com) Technical Support & Supplies: (800) 832-3244