

PROFILE[®]-II PROFILE[®]-IIA VERDICT[®]-II

Drug screening devices for detection of one or multiple drugs and metabolites in human urine.

For complete product information refer to the PACKAGE INSERT available at <http://www.medtox.com/ProductTraining.aspx> or contact Technical Support at 1-877-643-5703. PROFILE[®]-II / PROFILE[®]-IIA / VERDICT[®]-II PRODUCT INSERT, P/N 101505 Rev. 6/11

The device detects one or more of the following drug classes at or above the following concentrations:	
Cannabinoids (THC)	50 ng/ml
Opiates (OPI2)	2000 ng/ml
Opiates (OPI3)	300 ng/ml
Amphetamine (AMP)	1000 ng/ml
Cocaine (COC)	300 ng/ml
Phencyclidine (PCP)	25 ng/ml
Tricyclic Antidepressants (TCA)	300 ng/ml
Barbiturates (BAR)	200 ng/ml
Methadone (MTD)	300 ng/ml
Benzodiazepines (BZO)	300 ng/ml
Propoxyphene (PPX)	300 ng/ml
Methamphetamine (MAMP)	1000 ng/ml
MDMA (MAMP)	1500 ng/ml
Oxycodone (OXY)	100 ng/ml

MEDTOX Diagnostics, Inc.
1238 Anthony Road, Burlington, NC 27215
Phone: 800-832-3244 • Fax: 651-286-6222
E-mail: sales@medtox.com

Quick Reference Guide Instructions

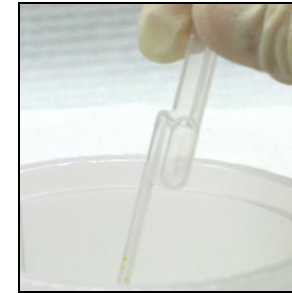
Drug screening tests for *in vitro* diagnostic use only.
In Canada, for Laboratory use only.




1) Collect the urine sample in a clean, dry container. A volume of 45 mL of urine is more than sufficient.



2) Remove device from foil pouch. One pouch is needed per sample. Label device with sample identification.



3) Squeeze the upper bulb of the pipette and lower the stem into the urine sample.



4) Release the bulb to fill the stem of the pipette. Excess urine will flow into the lower bulb.

You may notice a reddish-purple color in the sample well. This is normal, do not discard the test.



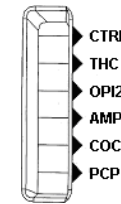
Example results are shown to the right:

For panels with LFAS Adulteration Strip only:

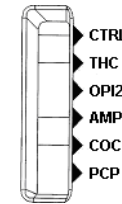
5) Squeeze the upper bulb and empty all the urine in the stem into the sample well. Excess urine will remain in the lower bulb. Repeat steps 3-5 for all sample wells.

6) If Lateral Flow Adulterant Strip (LFAS) is present, see the Color Comparator chart for read times of the strip and interpretation of LFAS results.

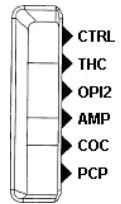
LFAS strip, if present, is for forensic/toxicology use only.



**All 5 tests
Negative**



**OPI2 and PCP
Non-Negative**



**All 5 tests
Invalid**

7) Read Drug Screen test results at 5 minutes.

- **NEG** = a reddish-purple drug line. Reddish-purple CTRL line must be present. Line intensity will vary between CTRL and drug lines and from test to test. Any reddish-purple line visible at 5 minutes (even a faint or broken line) indicates a negative test result.
- **Non-Neg** = no line (or white line) in the test area with CTRL line present; interpreted as a preliminary positive.
- **Invalid** = no CTRL line in the control area. Repeat the test on a new device.